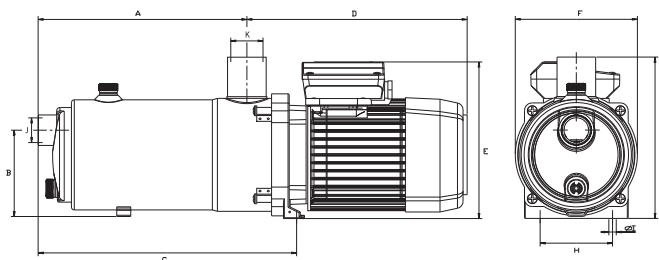
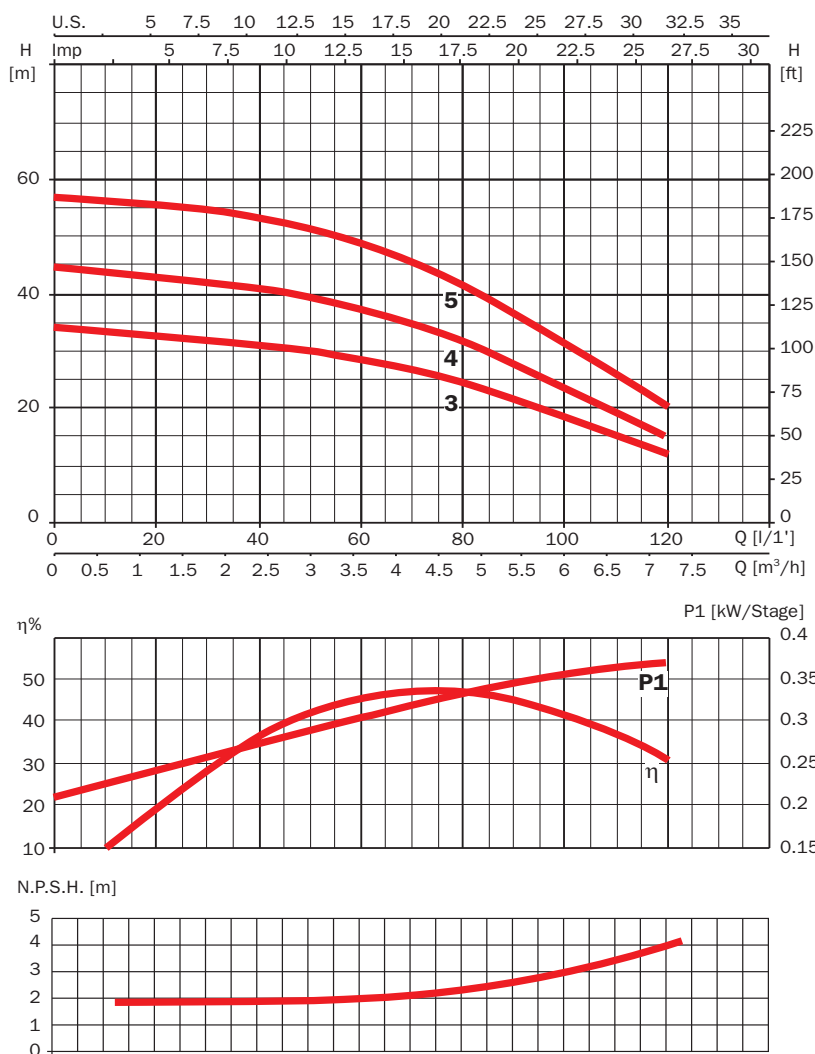


Tecnoself 25



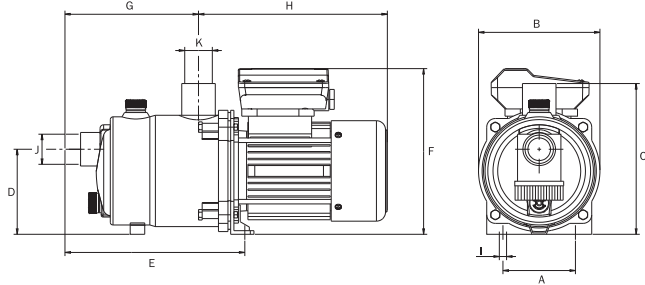
	A	B	C	D	E	F	G	H	I	J	K	Kg
Tecnoself 25 3	210	107.5	271.5	267	190.5	148.5	196.3	88	9	1"	1"	7.2
Tecnoself 25 4	236.6	107.5	298.1	267	190.5	148.5	196.3	88	9	1"	1"	9.5
Tecnoself 25 5	263.2	107.5	324.7	288.5	190.5	148.5	196.3	88	9	1"	1"	11



Curvas de funcionamiento a 2900 r.p.m.
Performance curves at 2900 r.p.m.

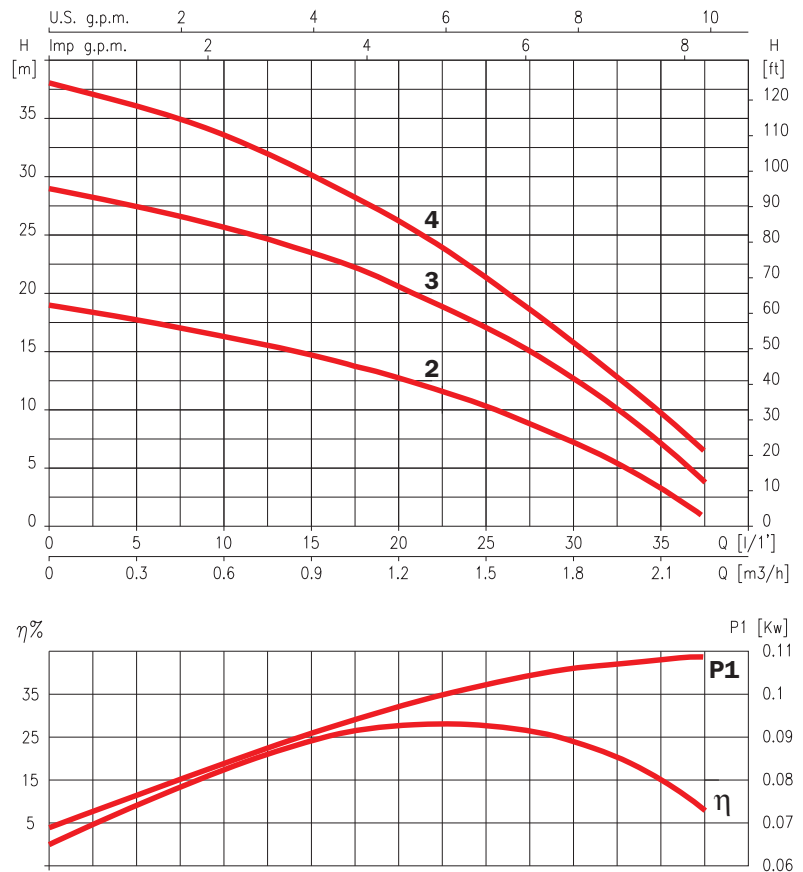
230 V 50 Hz	230/400 V 50 Hz	A			P1 (kW)		kW	HP	μF	L/1'	15	30	45	60	75	90	105	120
		1~ 230 V	3~ 230 V 400 V		1~	3~					m³/h	0.9	1.8	2.7	3.6	4.5	5.4	6.3
Tecnoself 25 3M		5.5			1.2	1	0.75	1	16		33	32	30.5	28	26	22	17	12
Tecnoself 25 4M	Tecnoself 25 4	6.8	4.3	2.5	1.5	1.4	0.92	1.25	16		43	42	40	37	33	28	22	15
Tecnoself 25 5M	Tecnoself 25 5	8.2	5.2	3	1.8	1.7	1.1	1.5	25		56	55	52.5	48	43	37	29	20

Tecno 05



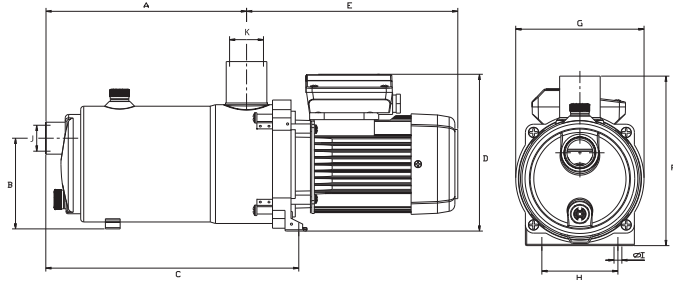
	A	B	C	D	E	F	G	H	I	J	K	Kg
Tecno 05 2	80	136	157.5	94	176.3	174	123.8	225	9	1"	1"	5.2
Tecno 05 3	80	136	157.5	94	194.2	174	141.7	225	9	1"	1"	6.2
Tecno 05 4	80	136	157.5	94	211.5	174	159	225	9	1"	1"	6.3

Curvas de funcionamiento a 2900 r.p.m.
Performance curves at 2900 r.p.m.

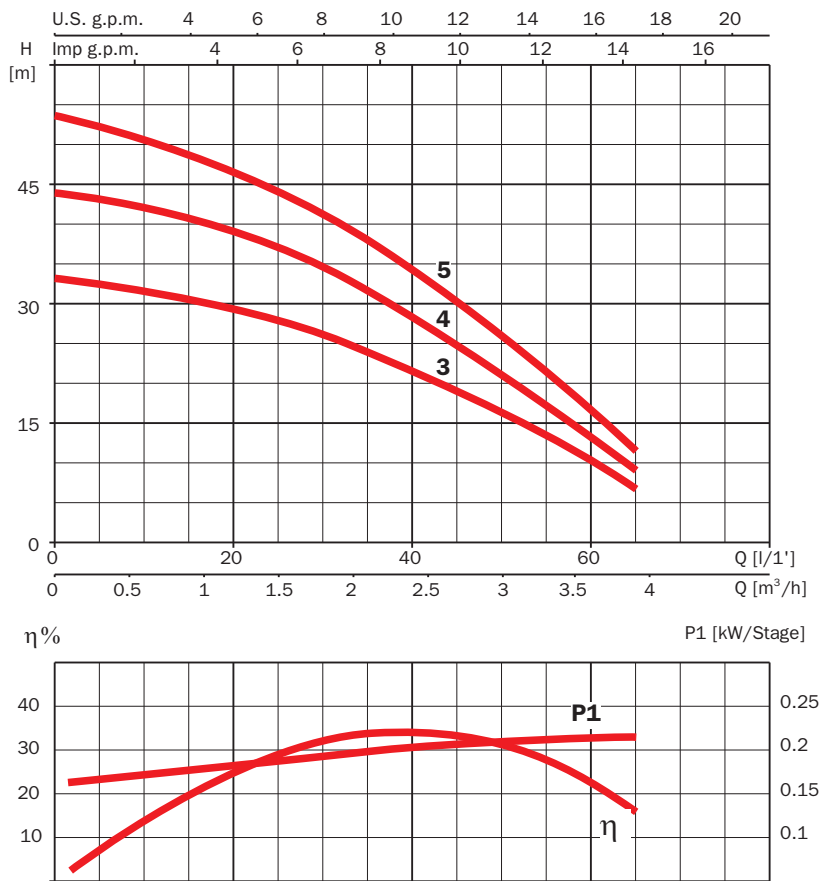


230 V 50 Hz	230/400 V 50 Hz	A			P1 (kW)		kW	HP	μF	I/1'								
		1~ 230 V	3~		1~	3~					5	10	15	20	25	30	35	37,5
			230 V	230 V														
Tecno 05 2 M		1.2			0.25		0.11	0.15	6		17,7	16,7	14,9	12,7	10,2	7,4	3	1
Tecno 05 3 M		1.6			0.35		0.19	0.25	6		27,5	26	23,2	20,1	17,2	12,5	7,4	4
Tecno 05 4 M		2			0.45		0.19	0.25	6		36	33,5	30	26,5	21,5	16	10	7

Tecno 15



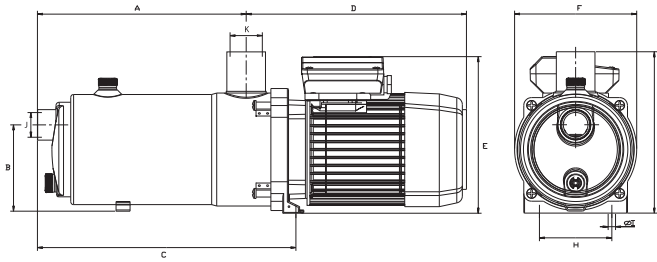
	A	B	C	D	E	F	G	H	I	J	K	Kg
Tecno 15 3	197.4	107.5	258	181.5	232.5	196.3	148.5	88	9	1"	1"	7.2
Tecno 15 4	220.7	107.5	281.3	181.5	232.5	196.3	148.5	88	9	1"	1"	9.5
Tecno 15 5	244	107.5	304.6	181.5	232.5	196.3	148.5	88	9	1"	1"	11



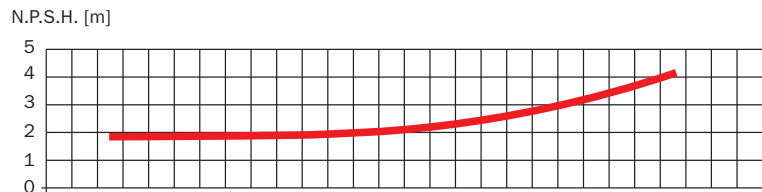
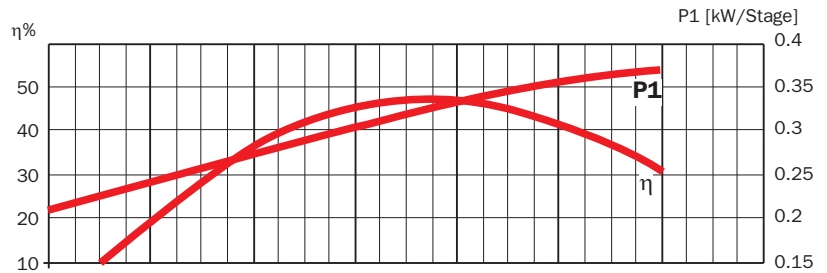
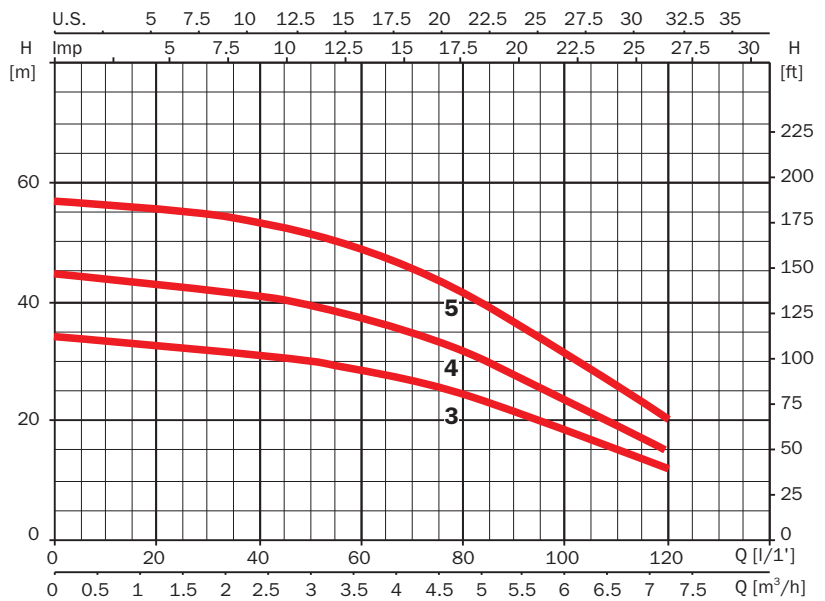
Curvas de funcionamiento a 2900 r.p.m.
Performance curves at 2900 r.p.m.

230 V 50 Hz	230/400 V 50 Hz	A			P1 (kW)		kW	HP	μF	L/1' m³/h	10 0.6	20 1.2	30 1.8	35 2.1	40 2.4	50 3.0	60 3.6	65 3.9
		1~ 230 V	3~ 230 V	3~ 400 V	1~	3~												
Tecno 15 3M	Tecno 15 3	2.74	2.1	1.21	0.61	0.61	0.37	0.5	12		32	30	26	24	22	17	10.5	7
Tecno 15 4M	Tecno 15 4	3.53	2.3	1.3	0.79	0.7	0.55	0.75	12		43	39	35	32	27	21.5	14	9
Tecno 15 5M	Tecno 15 5	4.13	3.3	1.9	0.95	0.94	0.75	1.0	12		51	47	42	38	34	25	17	12

Tecno 25



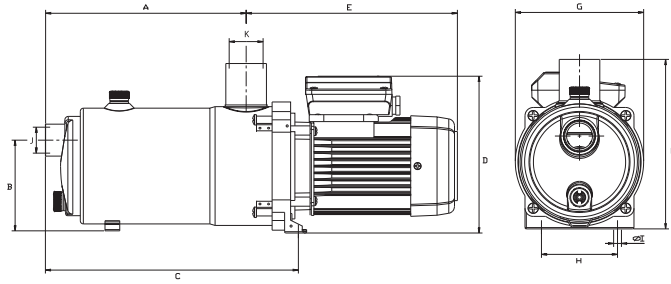
	A	B	C	D	E	F	G	H	I	J	K	Kg
Tecno 25 3	210	107.5	271.5	267	190.5	148.5	196.3	88	9	1"	1"	7.2
Tecno 25 4	236.6	107.5	298.1	267	190.5	148.5	196.3	88	9	1"	1"	9.5
Tecno 25 5	263.2	107.5	324.7	288.5	190.5	148.5	196.3	88	9	1"	1"	11



Curvas de funcionamiento a 2900 r.p.m.
 Performance curves at 2900 r.p.m.

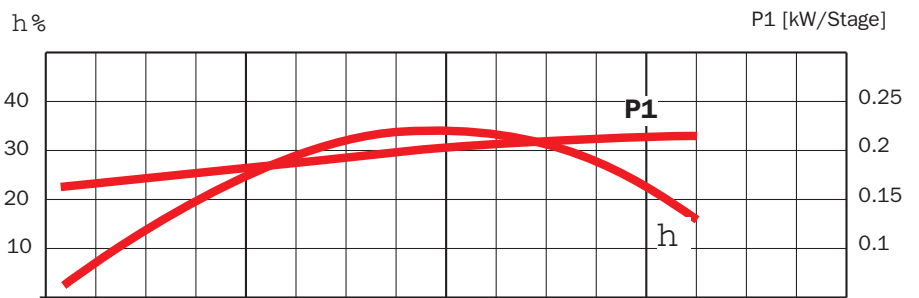
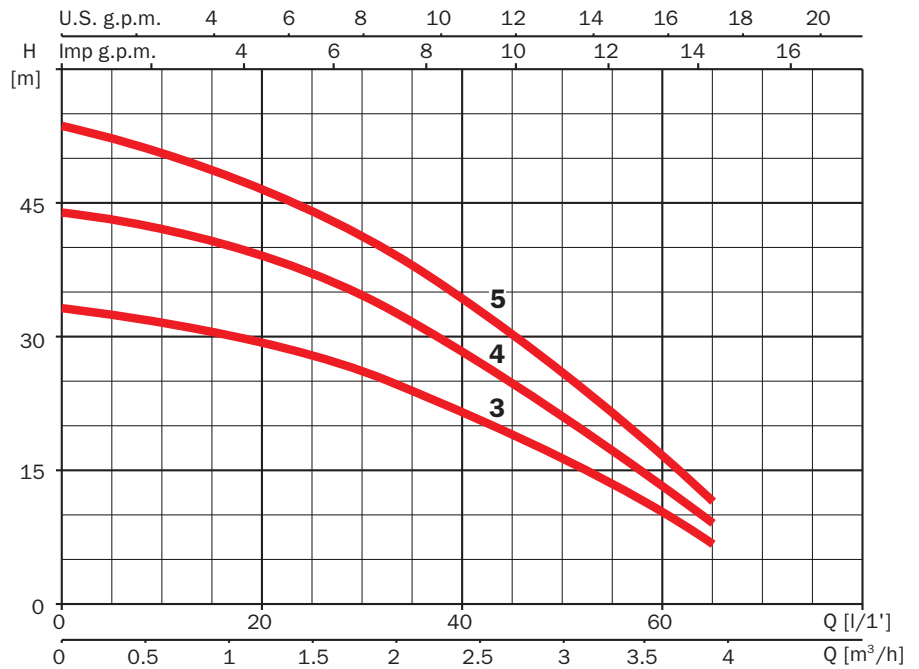
230 V 50 Hz	230/400 V 50 Hz	A			P1 (kW)		kW	HP	μF	L/1' m³/h	15	30	45	60	75	90	105	120
		1~ 230 V	3~ 230 V	3~ 400 V	1~	3~												
Tecno 25 3M		5.5			1.2	1	0.75	1.0	16		33	32	30.5	28	26	22	17	12
Tecno 25 4M	Tecno 25 4	6.8	4.3	2.5	1.5	1.4	0.92	1.25	16		43	42	40	37	33	28	22	15
Tecno 25 5M	Tecno 25 5	8.2	5.2	3	1.8	1.7	1.1	1.5	25		56	55	52.5	48	43	37	29	20

Tecnoself 15



	A	B	C	D	E	F	G	H	I	J	K	Kg
Tecnoself 15 3	197.4	107.5	258	181.5	232.5	196.3	148.5	88	9	1"	1"	7.2
Tecnoself 15 4	220.7	107.5	281.3	181.5	232.5	196.3	148.5	88	9	1"	1"	9.5
Tecnoself 15 5	244	107.5	304.6	181.5	232.5	196.3	148.5	88	9	1"	1"	11

Curvas de funcionamiento a 2900 r.p.m.
Performance curves at 2900 r.p.m.



230 V 50 Hz	230/400 V 50 Hz	A			P1 (kW)		kW	HP	µF	L/1' m³/h	10	20	30	35	40	50	60	65
		1~ 230 V	3~ 230 V	3~ 400 V	1~	3~												
Tecnoself 15 3M		2.74	2.1	1.21	0.61	0.61	0.37	0.5	12		32	30	26	24	22	17	10.5	7
Tecnoself 15 4M	Tecnoself 15 4	3.53	2.3	1.3	0.79	0.7	0.55	0.75	12		43	39	35	32	27	21.5	14	9
Tecnoself 15 5M	Tecnoself 15 5	4.13	3.3	1.9	0.95	0.94	0.75	1.0	12		51	47	42	38	34	25	17	12